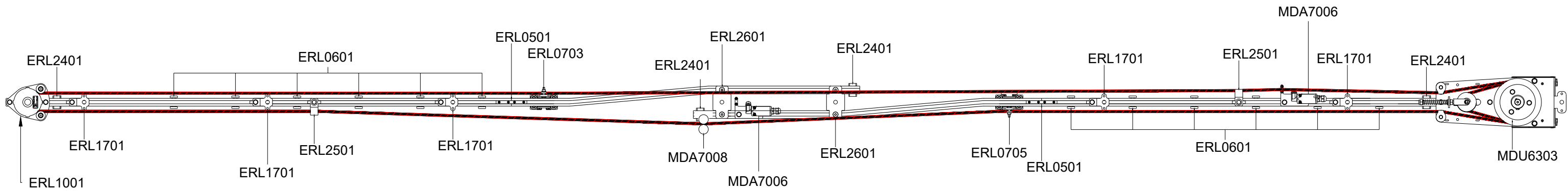


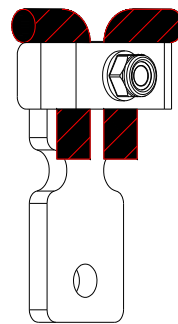
THIRD ANGLE PROJECTION

RECOMMENDED SPACING:

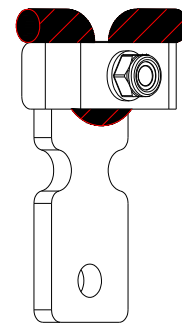
- ERL0601 RUNNERS EVERY 0.3 m OR 1 ft
- ERL1701 SUSPENSION BRACKETS EVERY 1.5 m OR 5 ft
- ERL2501 LINE PICKUP EVERY 2 m OR 6.5 ft



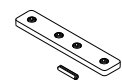
STRAIGHTCARRIER ROPE CLAMP METHOD



REAR ISO VIEW FOR LEAD MASTER RUNNER



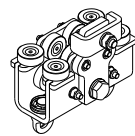
REAR ISO VIEW FOR INTERMEDIARY MASTER RUNNER



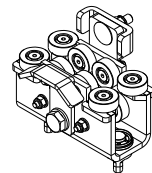
ERL0501



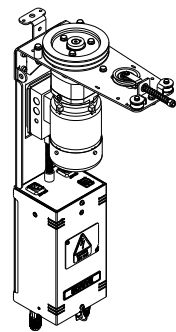
ERL0601



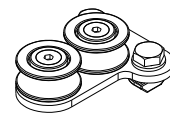
ERL0703



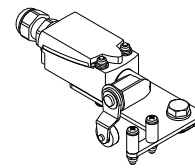
ERL0705



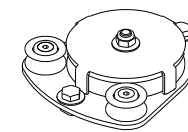
MDU6303



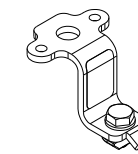
MDA7008



MDA7006



ERL1001



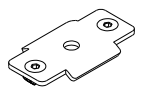
ERL1701



ERL2401



ERL2501



ERL2601



Triple E Ltd
 13A AIRPORT IND. EST.
 WIRELESS ROAD
 BIGGIN HILL
 KENT
 TN16 3BW
 TEL: +44 (0) 1959 570333
 WWW.TRIPLEE.LTD

THE CONTENTS OF THIS DRAWING CONSTITUTES DESIGN COPYRIGHT AND MAY NOT BE REPRODUCED OR DISCLOSED TO A THIRD PARTY WITHOUT PRIOR WRITTEN PERMISSION FROM TRIPLE E LTD

ALL DIMENSIONS IN MILLIMETERS (mm)
 UNLESS STATED OTHERWISE
 GENERAL TOLERANCES TO FOLLOW ±0.2

TITLE
**STRAIGHT OFFSET OVERLAP MOTORISED
 VIEWED FROM ABOVE**

DRAWING No.
ERL-CD1 -M

REV
1

SPECIAL INSTRUCTIONS
 OTHER TYPES OF SUSPENSION CAN BE USED IN CONJUNCTION WITH THE ERL1701 SUSPENSION BRACKET.

DRAWN BY:
DS

APPROVED BY:

SCALE:
NTS

DATE:
12/02/2025

DATE:

SHEET SIZE:
A3